

**Double eccentric butterfly valve
flanged**

**PN10
PN16**

WATER



Butterfly valve DN400

Product description (standard execution):

- Body and cover made of ductile cast iron EN -GJS 400-15
- Eccentric disc made of ductile cast iron EN-GJS 500-7
- Body sealing ring made of stainless steel 1.4430 (AWS ER316LSi)
- Pressure ring made of stainless steel 1.4301
- EPDM sealing placed on disc replaceable without disassembling the disc
- Centering slide bearing shaft
- Anticorrosion protection - Epoxy coating minimum 250 microns according to EN 14901, GSK RAL certificate
- Medium flow regulation design
- Stainless steel connecting bolts
- Flanges connection according to EN 1092-2 (DIN 2501) pressure PN10; PN16
- Actuator connector according to EN ISO 5211
- Face to face according to EN 558, row 14 (DIN 3202)
- Product according to EN 1074-1; EN 1074-2; EN 593
- Product marking according to EN 19; EN 1074

Application:

Water network and tanks. Transport of industrial water and non aggressive liquids.

Working conditions:
temp. up to +70°C

Execution variant:

With by-pass from DN500
With electric or pneumatic actuator AUMA
With UV resistant paint coating
Under the housing

Test control:

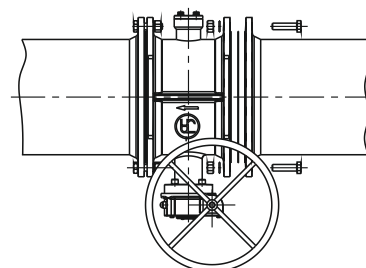
Hydraulic test according to EN 1074-1; EN 1074-2; EN 12266-1
Seat: 1,1 x PN
Body: 1,5 x PN
Operation torque test.

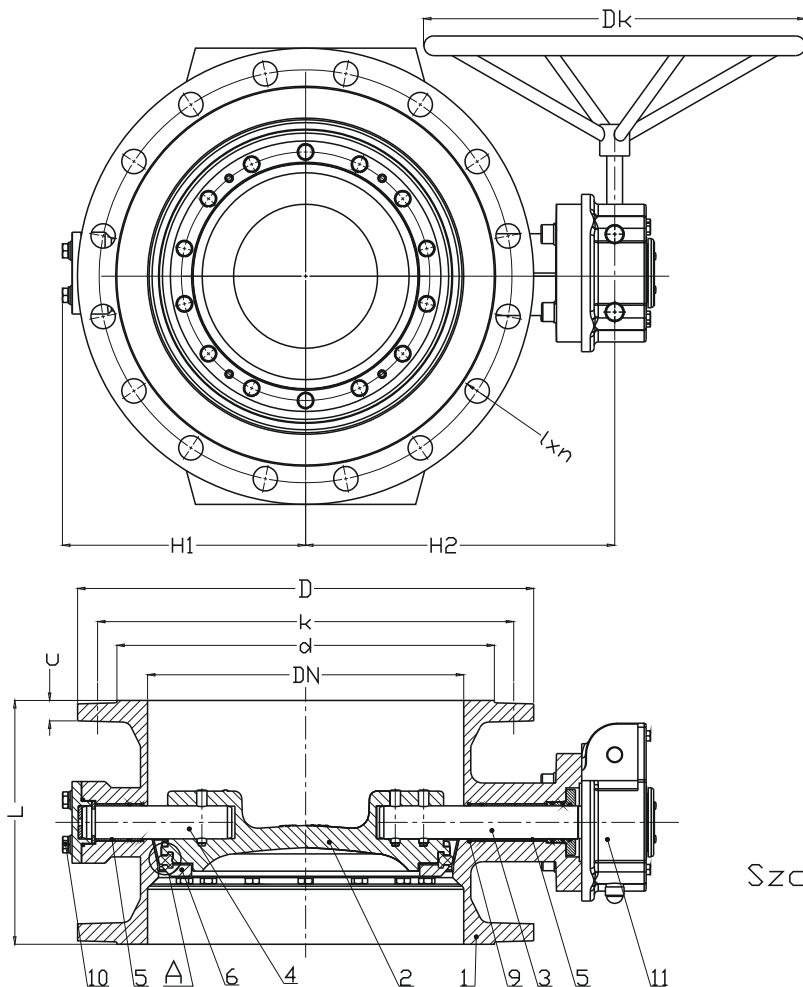
Installation:

Up to DN250 in any position.
Over DN250 actuator from the side-shaft in horizontal position.
Recommended assembly in accordance with direction of flow.

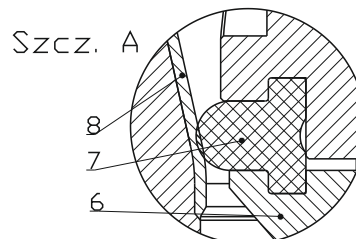
Accessories:

Extension spindle - see: 9025
Pillar with handwheel - see: 9113
Pillar for electric actuator - see: 9114
Street box - see: 9501





No.	Part	Standard execution
1	Body	Ductile cast iron EN-GJS 400-15 EN 1560
2	Disc	Ductile cast iron EN-GJS 500-7 EN 1560
3	Lower shaft	Stainless steel 1.4021 EN 10027-2
4	Upper shaft	Stainless steel 1.4021 EN 10027-2
5	Sleeve	Brass CW612N, CW614N(*) EN 1412
6	Pressure ring	Stainless steel 1.4301 EN 10027-2
7	Disc sealing ring	Rubber EPDM EN ISO 1629
8	Body sealing ring	Stainless steel 1.4430 EN 10027-2
9	O-ring	Rubber EPDM EN ISO 1629
10	Screw	Stainless steel A2 EN ISO 4017
11	Gearbox	Producer catalogue Protection grade IP68
(*) - other material variants on special request		



DN	L	D	K PN16(PN10)	d PN16(PN10)	c PN16(PN10)	l x n PN16(PN10)	H1	H2	Dk	EN ISO 5211	Weight
[mm]											[kg]
200*	230	340	295	266	20	23x12(8)	180	308	200	F10	47
250*	250	405	355(350)	319	22	28(23)x12	210	351	200	F10	68,5
300*	270	460	410(400)	370	24,5	28(23)x12	250	332	500	F10	90
350*	290	520	470(460)	429	26,5(24,5)	28(23)x16	280	440	500	F14	124
400*	310	580	525(515)	480	28(24,5)	31(28)x16	310	402	500	F14	154
450*	330	640	585(565)	548(530)	30(25,5)	31(28)x20	335	508	500	F14	236
500*	350	715	650(620)	609(582)	31,5(26,5)	34(28)x20	380	458	600	F16	250
600*	390	840	770(725)	720(682)	36(30)	37(31)x20	440	519	400	F16	400
700*	430	910	840	794	39,5(32,5)	37(31)x24	490	736	500	F25	537
800*	470	1025	950	901	43(35)	41(34)x24	570	647	500	F25	650
900*	510	1125	1050	1001	46,5(37,5)	41(34)x28	625	935	600	F25	775
1000*	550	1255	1170(1160)	1112	50(40)	44(37)x28	730	787	600	F25	1180
1100	630	1355	1270	1218	53,5(42,5)	44(37)x32	760	1080	600	-	1240
1200*	630	1485	1390(1380)	1328	57(45)	50(41)x32	820	1154	600	F30	1905
1400	710	1685	1590	1530	60(46)	50(44)x36	920	1235	600	F35	3560
1600	790	1930	1820	1750	65(49)	57(50)x40	1045	1415	600	F40	3920
1800	870	2130	2020	1950	70(52)	57(50)x44	1170	1684	600	F40	6438
2000	950	2345	2230	2150	75(55)	62(50)x48	1301	1725	600	F48	11482

* compatible with DVGW certificate.

*compatible with DVGW certificate.

We reserve the rights to modify the production program and the given data without separate notices due to the permanent company development.