

Pillar type fire hydrant single closing

PN16

FIRE
PREVENTION



VERSION

8855.4 DN80

Product description (standard execution):

- Welded bronze socket constituting a monolithic body with the bottom body, resistant to scratches and surface damage
- Complete drainage after full cut - off the flow
- Aeration valve located in the lid that allows dehydration hydrant
- Stainless steel stem with rolled thread
- O-ring stem sealing, packing cork protected against medium
- Forged packing cork protected against unscrewing
- EPDM fully vulcanized valve plug
- Replaceable head - without closing the valve
- Hydrant column made of ductile iron pipe (zinc coated)
- Coat of arms place
- Kv factor > 80m³/h - (for 1x75); Kv factor > 140m³/h - (for 2x75); Kv factor > 160m³/h - (for 1x110)
- Dehydration time < 15 min
- Water-traces < 100 ml (for DN80); < 150 ml (for DN100)
- Initial opening < 3,5 turns; full opening after 8 turns
- MOT 80 Nm, MST 250 Nm
- Corrosion resistant internal and external parts
- UV resistant epoxy coating minimum 250 microns according to EN 14901
- Resistant against disinfectants (suggested solution NaOCl)
- Flange connection and connector according EN 1092-2 (DIN 2501) pressure PN10; PN16
- Outlet connector 2xB 75 according to DIN 14318
- Outlet connector 1xA 110 according to DIN 14319
- Control key according to PN-89/M – 74088
- Working pressure PN16
- Product according to EN 1074-1; EN 1074-6; EN 14384 TYPE A
- Product marking according to EN 19; EN 1074

Application:

Potable water lines; fire prevention systems temperature range to +50°C

Test control:

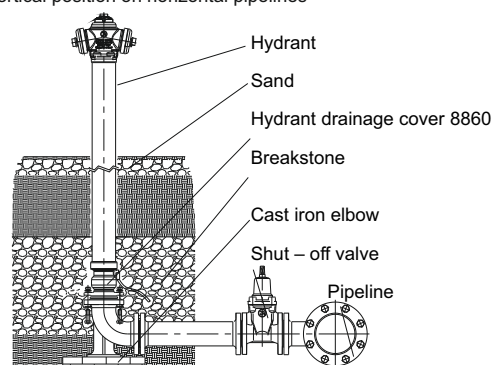
Water pressure test according to EN 1074-1; EN 1074-2; EN 12266-1
 Seat: 1,1 xPN
 Body: 1,5 x PN
 Operation torque test

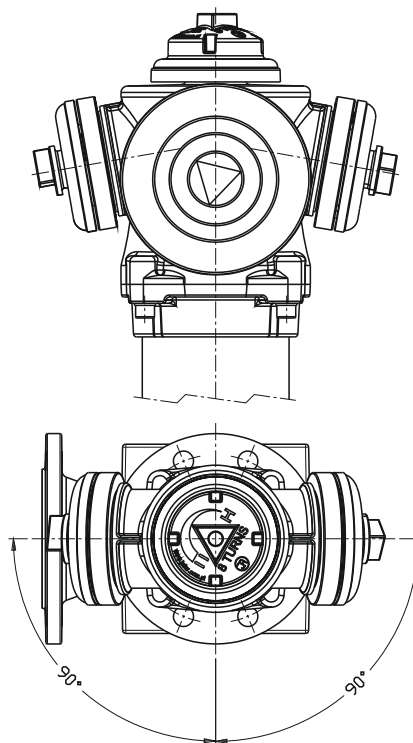
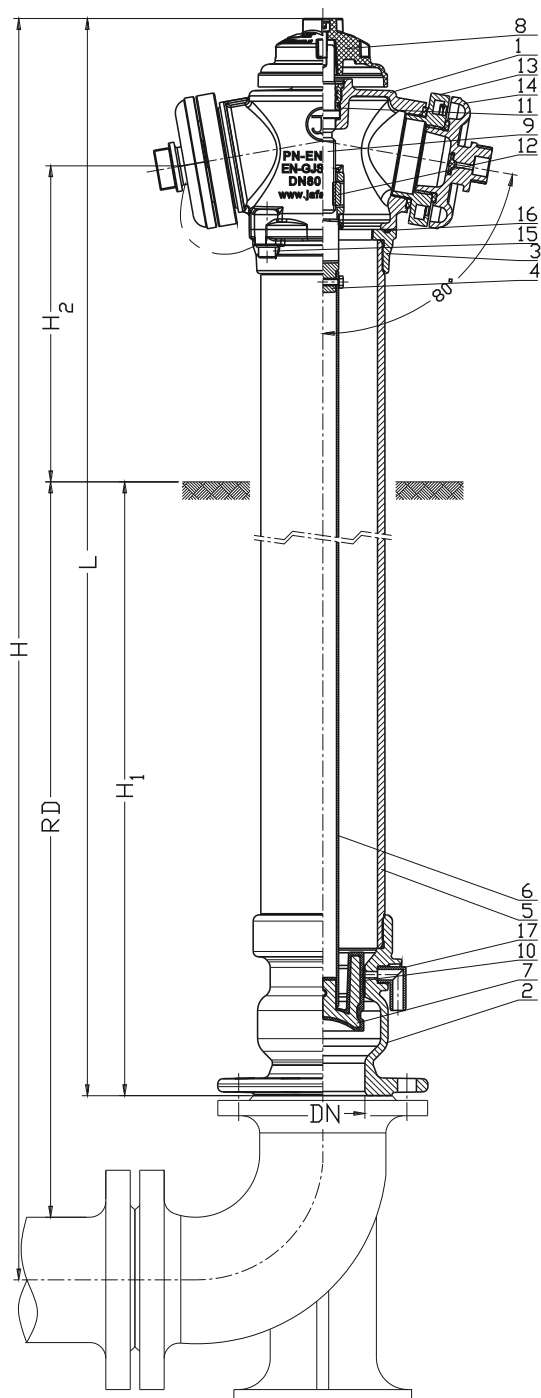
Accessories:

Hydrant drainage cover - see: 8860

Installation:

In vertical position on horizontal pipelines





No.	Part	Standard execution
1	Head	Ductile cast iron EN-GJS 400-15; EN-GJL 250(*) EN-GJS 500-7(*), EN 1560, EN 1503-3
2	Bottom body	Ductile cast iron EN-GJS 400-15; EN-GJL 250(*) EN-GJS 500-7(*), EN 1560, EN 1503-3
3	Column flange	Ductile cast iron EN-GJS 400-15; EN-GJL 250(*) EN-GJS 500-7(*)EN 1560
4	Cover nut	Ductile cast iron EN-GJS 400-15; EN-GJL 250(*) EN-GJS 500-7(*)EN 1560
5	Stand pipe	Ductile cast iron EN-GJS 400-15; EN-GJS 500-7(*) Steel 1.0037(*), 1.4301(*), 1.4401(*), 1.4404(*), 1.4571(*) EN 1560, EN 10027-2, EN 1503-1, EN 1503-3
6	Spindle	Steel 1.0037, 1.4301(*), 1.4401(*), 1.4404(*), 1.4571(*) EN 10027-2
7	Valve plug	Ductile cast iron EN-GJS 400-15, EN-GJS 500-7(*)/ EPDM ; EN 1560 / EN ISO 1629
8	Cap	Aluminium AISi EN 1706
9	Stem	Stainless steel 1.4021 EN 10027-2
10	Socket	Bronze CuAl7 EN ISO 24373
11	Gland seal	Brass CW617N, Bronze CW306G(*) EN 1412
12	Stem nut	Brass CW617N, Bronze CW306G(*) EN 1412
13	Outlet connector A+B	Aluminium AISi EN 1706
14	Outlet connector cover	Aluminium AISi EN 1706
15	Screw	Steel Fe/Zn5; Stainless steel (*) EN ISO 4762
16	O-ring	Rubber EPDM EN-ISO 1629
17	Dehydrator	Polipropylene PP EN ISO 19069-1
(*) - other material variants on special request		

DN	RD	L	H	H ₁	H ₂	Weight
[mm]						[kg]
80	1000	1640	1805	880	620	48
80	1250	1890	2055	1130	620	53
80	1500	2140	2305	1380	620	59
80	1800	2440	2605	1680	620	66
100	1000	1650	1830	880	620	54
100	1250	1900	2080	1130	620	59
100	1500	2150	2330	1380	620	64
100	1800	2450	2630	1680	620	70

We reserve the rights to modify the production program and the given data without separate notices due to the permanent company development