
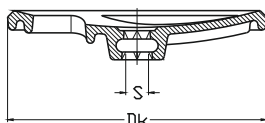



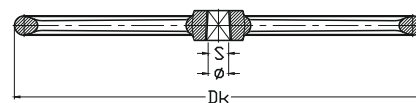
## Handwheel

**WATER**
**SEWAGE**
**GAS**


Handwheel 200x17



Dk 160-320



Dk 450-630

### Product description (standard execution):


- Made of grey iron EN-GJL-250 / S235JR \*
- Screw and washer in set
- Epoxy coating 250 microns in accordance with EN 14091 UV protection

### Application:

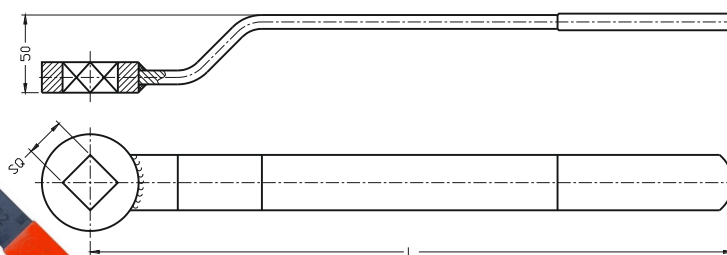
For manual operation - mounted directly on the valve spindle

Dk	S	Masa	Dk	S/φ	Masa
[mm]		[kg]	[mm]		[kg]
160	12	0,9	450*	24	3,2
200	14	1,3	630*	24	3,8
200	17	1,6	630*	27	3,7
250	17	2,7	630*	32	3,6
250	19	2,7	630*	36	3,6
320	19	4,7	630*	φ30	3,8
320	24	4,7			
320	27	4,8			

## Lock lever

**WATER**
**SEWAGE**
**GAS**


Lock lever 22, DN125



DN	SQ	L
32	11	180
40	11	180
50	17	250
65	17	250
80	22	360
100	22	360
125	22	500
150	27	600

### Product description (standard execution):

- Made of steel protected against corrosion
- Lock handle coated by polyvinyl chloride

### Application:

For manual operation - mounted directly on the valve spindle

We reserve the rights to modify the production program and the given data without separate notices due to the permanent company development